

QEWTC1L
QEWTC5L

Q-eco



Toilet Cleaner

Germicidal Acidic Toilet Cleaner

Uses

A powerful germicidal toilet cleaner and descaler for use on most washroom surfaces, including stainless steel and chrome fittings.

Conveniently packed in an 1litre angle neck bottle and a 5litre refill.



Directions

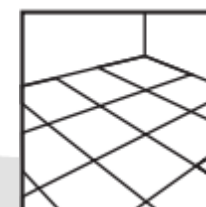

Toilet Bowls: Remove cap and aim under the rim at the water outlets then around the bowl above the water level. Leave for 5 minutes and brush stubborn stains. To remove stains below the water level, force water round the S bend with the toilet brush and apply as above. Rinse brush thoroughly after use.

Urinals: Apply evenly across the surface of the urinal, leave to react for 5 minutes before scrubbing stains with a brush. Allow to flush automatically and rinse brush.

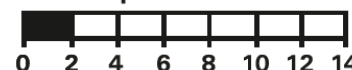
Sinks: Wear protective gloves. Insert the plug and apply carefully to taps and spread around the inside of the sink. Allow to react for a few minutes and agitate with a cloth or sponge. Remove the plug. **DO NOT USE** on ENAMEL, MARBLE, LIMESTONE.

DO NOT USE on acid sensitive surfaces.

DO NOT USE on scratched or damaged surfaces.



pH in use



Email: orders@powerhygiene.com
Freephone: 0800 8560 460
www.powerhygiene.com

Quattro

136-140 Old Shoreham Road, Brighton, BN3 7BD
Email : info@quattrohygiene.co.uk
Tel : 0333 5 673 010 www.quattrohygiene.co.uk