


All Purpose Cleaner

Suitable for



1. Place the tab in the bottle.
2. Add water to the fill line.
3. Screw the spray head back on and shake the bottle.
4. Once the tab has dissolved, spray onto the cloth and use as needed.

One tab makes up 750ml

Water Soluble

Our bottles are made to last and last so keep on refilling them, our packaging can be re-used or recycled and everything else dissolves.

We offer a fully #ZeroWaste system, please return your old bottles to us and we'll make sure they never end up as waste.

#MoreOceanLessPlastic

Surface Sanitiser

Suitable for



1. Place the tab in the bottle.
2. Add water to the fill line.
3. Screw the spray head back on and shake the bottle.
4. Once the tab has dissolved, spray onto the cloth and use as needed.


One tab makes up 750ml

Water Soluble

Bottle4Life™ ... just add water

Washroom Cleaner

Suitable for



1. Place the tab in the bottle.
2. Add water to the fill line.
3. Screw the spray head back on and shake the bottle.
4. Once the tab has dissolved, spray onto the cloth and use as needed.

One tab makes up 750ml

Water Soluble

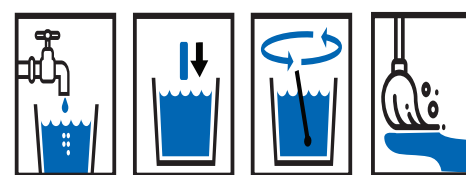
Safety First

We don't like harming people or the environment so our products are not hazardous when they are diluted but when you are handling the concentrate please make sure you:

- * Store them in a dry area with the tabs inside the packets
- * Only handle the tabs with dry hands
- * DO NOT handle any damaged tabs
- * Follow the safety data sheet
- * Keep the tabs out of the reach of children
- * Avoid the concentrate making contact with your skin
- * Follow the colour coding

Hard Surface Floor Cleaner Mop & Go Minis

Suitable for




1. Place the tab in the bucket.
2. Add water to the fill line.
3. Agitate / swirl the water until the tab is completely dissolved.
4. Ready to use.

One tab makes up 5 litres

Water Soluble

Hard Surface Floor Cleaner Mop & Go Minis

Suitable for



1. Place the tab in the bucket.
2. Add water to the fill line.
3. Agitate / swirl the water until the tab is completely dissolved.
4. Ready to use.

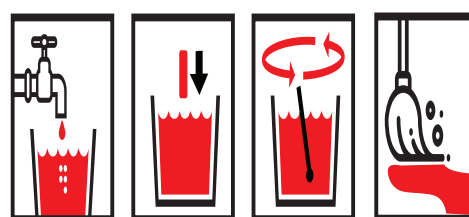
One tab makes up 5 litres

Water Soluble

The powder in the tabs is hazardous however we have wrapped it in water soluble film so you don't come into contact with it

Washroom Disinfectant

Suitable for



1. Place the tab in the bucket.
2. Add water to the fill line.
3. Agitate / swirl the water until the tab is completely dissolved.
4. Ready to use.

One tab makes up 5 litres

Water Soluble

Report ALL accidents, no matter how small, to your Supervisor or Manager